

INTERPLAY BETWEEN ELECTRICITY AND TRANSPORT SECTORS – INTEGRATING THE SWISS CAR FLEET AND ELECTRICITY SYSTEM

Ramachandran Kannan, Paul Scherrer Institut, Switzerland, +41 56 310 2864, kannan.ramachandran@psi.ch
Hal Turton, Paul Scherrer Institut, Switzerland, +41 56 310 2631, hal.turton@psi.ch

Overview

Electric vehicles are seen by many as a promising future mobility option that responds to the today's energy-economic-environmental problems, such as increasing energy prices, climate change, inefficient resource usage, air and noise pollution in urban areas, and so on [7][16][1][15][4]. The Swiss Federal government has presented an energy strategy to 2050 which envisages a substantial introduction of electric cars (between 30-75% of the fleet by 2050) [2]. This is designed to support the goal of decarbonising the transport sector, given that the car fleet alone accounts for 63% of transport sector energy demand (and 18 % of total final energy consumption) [2]. However, the well-to-wheel CO₂ emissions (and primary energy use) depends on the primary sources of electricity supply. The current Swiss electricity is nearly decarbonised, with nuclear power contributing around 40%. However, the government has also decided to phase out this low-carbon source of electricity, raising challenges to the deployment of electric cars without increasing electricity-related CO₂ emissions. In addition to challenges for long-term electricity generation, the deployment of electric vehicles will affect power demand during periods of peak charging [17]. Therefore, potential interactions between the electricity and transport sectors must be considered in assessing the future role of electric mobility. Often measures to decrease transport fuel demand and CO₂ emissions in transportation are viewed as independent from the broader energy sector [11]. To our knowledge, the Swiss Energy Strategy adopted a similar sectoral approach, which may not fully represent important cross-sectoral tradeoffs and synergies. However, uptake and cost effectiveness of electric vehicle is likely to be highly dependent on the cost of electricity supply, and the characteristics of the generation capacity. For example, a high cost of electricity supply due to nuclear phase-out [9] may hinder the attractiveness of electric vehicles. To understand the interplay between the Swiss electricity and transport sectors, we analyse exploratory scenarios and generate insights related to cross-sectoral tradeoffs between electricity supply and electrification/decarbonisation of car fleets, in terms of technology deployment, CO₂ emissions and costs. For this paper, we present two electricity supply scenarios and their implication on evolution of car fleet.

Methodology

The analytical framework used for this analysis is the Integrated MARKAL/EFOM System (TIMES) – a technology rich, cost optimization modelling framework. The Swiss energy system is depicted from resource supply to end use energy service demands (e.g. in vehicle kilometre), via range of energy commodities, technologies and infrastructure, calibrated to the Swiss national energy statistics. The model has a time horizon of 2010-2100 with an hourly intra-annual representation of weekdays and weekends in three seasons (summer, winter, and an intermediate season). The model covers all end-use energy sectors and has detailed representation of the car fleet with a range of fuel and drivetrain options. Most importantly, car demand profile is included with endogenous battery charging to generate insights on contribution of electric mobility on the electricity system. We present two energy scenarios, *viz.* a business as usual (BAU) scenario comprising of a broad set of assumptions on existing and proposed policies; and a low carbon (LC) scenario with a total CO₂ emissions reduction target of 20% by 2020 and 60% by 2050 across the whole energy system. For the LC scenario, a variant without centralised gas power plants (LC-NoGas) is also included in the results.

Results

In the BAU scenario, today's conventional internal combustion engine (ICE) car is replaced with advanced (AD) ICE vehicles and then by hybrid ICE-battery (HYB) vehicles (Figure 1a). The change in vehicle efficiency results in a substantial reduction in fuel demand for cars (Figure 3a). Average CO₂ emission of the car fleet declines from 210 g-CO₂/km in 2010 to 81 g-CO₂/km by 2050. In the LC scenario, plug-in hybrid cars (Plugin) begin to penetrate from 2035. From 2040 all new cars are full battery electric vehicles (Battery) (Figure 1b) and the average CO₂ emissions declines to 2 g-CO₂/km by 2050.

In the power sector, electricity demand is met with new investment in gas power plants in the shorter term, with renewables becoming more attractive in the long term as the gas prices increase (Figure 2a). In the LC scenario, uptake of renewables is high and gas-based generation still plays a major role and contributes to decarbonise the car fleet. However, in absence of the centralised gas-fired electricity production (LC-NoGas), the car fleet is decarbonised through natural gas hybrid vehicles (Figure 2b).

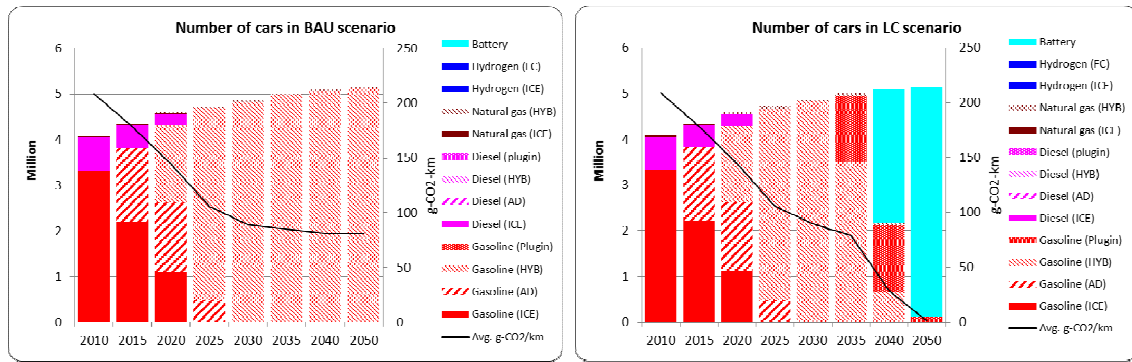


Figure 1: Transition of car fleet in BAU and LC60 scenarios

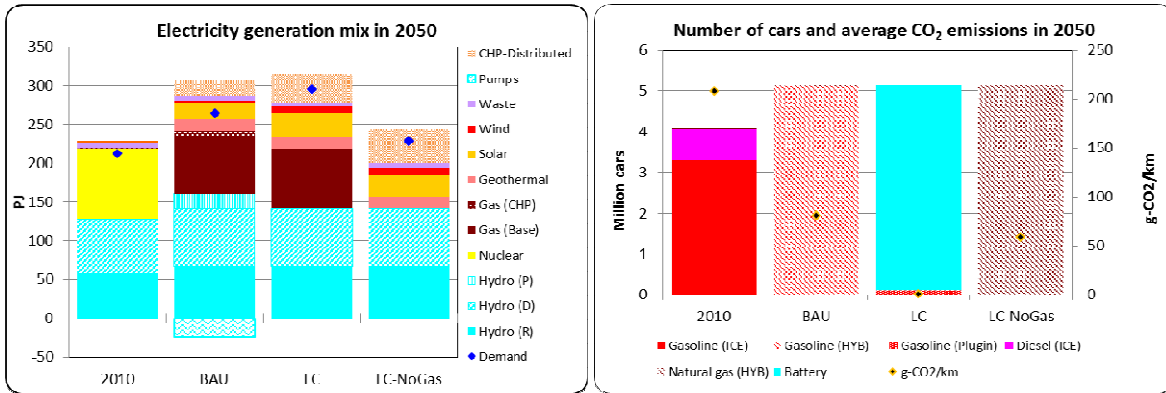


Figure 2: Electricity generation mix and vehicle in 2050

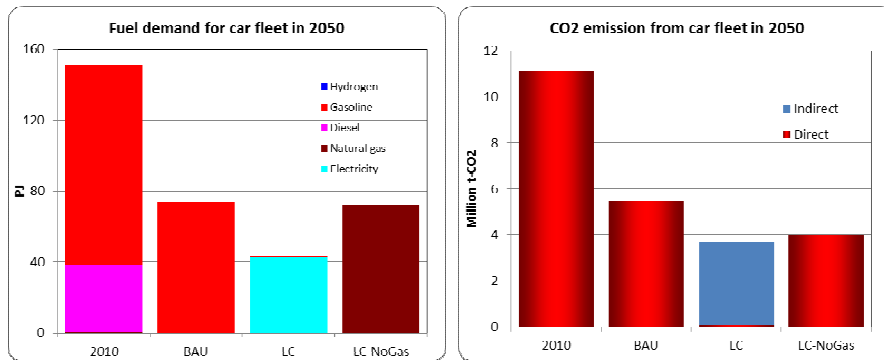


Figure 3: Fuel demand and CO₂ emissions from car fleet in 2050

In the *BAU* scenario, CO₂ emissions from car fleet decline to about 50% by 2050 from the 2010 level and to almost zero carbon in the *LC* scenario (Figure 3b). Even though ‘direct’ CO₂ emissions from the car fleet are substantially reduced in the *LC* scenarios, a large proportion of the CO₂ emissions are shifted to the power sector. For example, the electricity demand from car fleet attributes to about 3.5 Mt-CO₂ by 2050 (Figure 3b) as the electricity is produced from gas-fired power plants (Figure 2a).

An advantage of the hourly time resolution in the model is to provide insights on electricity generation schedule and cost optimal charging profile of electric cars. Figure 4 shows the electricity generation schedule from the *LC* scenario in 2050 on winter weekday. As can be seen, the batteries are charged during night time (brown shade in Figure 4b) using cheap imported electricity (orange shade in Figure 4a) and cars are driven during the daytime (Figure 4c).

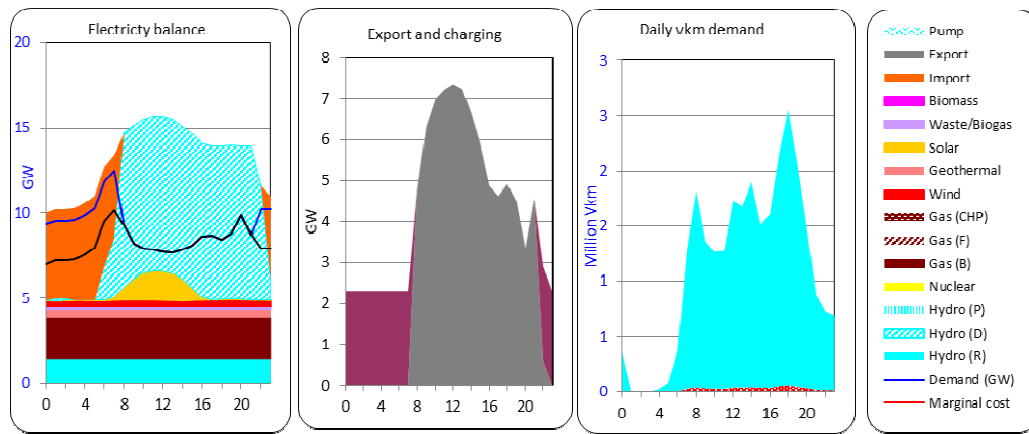


Figure 4: Load profile on winter weekday in 2050 in the LC scenario

References

- [1] Arar J. I. (2010) New Directions: The electric car and carbon emissions in the US, *Atmospheric Environment*, 44 (5): 733-734. <http://dx.doi.org/10.1016/j.atmosenv.2009.09.042>
- [2] BFE (2012) Energieperspektiven für die Schweiz bis 2050. Energienachfrage und Elektrizitätsangebot in der Schweiz 2000 – 2050. http://www.bfe.admin.ch/php/modules/publikationen/stream.php?extlang=de&name=de_564869151.pdf
- [3] Budischak C., D. Sewell, H. Thomson, L. Mach, D. E. Veron, W. Kempton (2013). Cost-minimized combinations of wind power, solar power and electrochemical storage, powering the grid up to 99.9% of the time, *Journal of Power Sources*, 225 60-74. <http://dx.doi.org/10.1016/j.jpowsour.2012.09.054>
- [4] Delang C.O., W. T. Cheng (2012) Consumers' attitudes towards electric cars: A case study of Hong Kong, *Transportation Research Part D: Transport and Environment*, 17 (6): 492-494. <http://dx.doi.org/10.1016/j.trd.2012.04.004>
- [5] FOEN (2012) Switzerland's Greenhouse Gas Inventory 1990–2010 National Inventory Report 2011, Federal Office for the Environment, Climate Division, 3003 Bern, Switzerland (Submission of 13 April 2012). <http://www.bafu.admin.ch/climate/reporting/00545/11894/index.html?lang=en>
- [6] Horst J., G. Frey, U. Leprich (2009) Auswirkungen von Elektroautos auf den Kraftwerkspark und die CO₂-Emissionen in Deutschland, WWF Deutschland, Frankfurt am Main. http://www.wwf.de/fileadmin/fm-wwf/Publikationen-PDF/wwf_elektroautos_studie_final.pdf
- [7] Høyer K.G (2008) The history of alternative fuels in transportation: The case of electric and hybrid cars *Utilities Policy* 16 (2): 63-71 <http://dx.doi.org/10.1016/j.jup.2007.11.001>
- [8] Kannan R, H. Turton (2011) *Documentation on the development of Swiss TIMES Electricity Model (STEM-E)*, Paul Scherrer Institut, Switzerland
- [9] Kannan R, H. Turton (2012) Cost of ad-hoc nuclear policy uncertainties in the evolution of the Swiss electricity system, *Energy Policy*, <http://dx.doi.org/10.1016/j.enpol.2012.07.035>
- [10] Klöckner C. A, A. Nayum, M. Mehmetoglu (2013) Positive and negative spillover effects from electric car purchase to car use, *Transportation Research Part D: Transport and Environment*, 21: 32-38. <http://dx.doi.org/10.1016/j.trd.2013.02.007>
- [11] Lund H., E. Münster (2006) Integrated transportation and energy sector CO₂ emission control strategies, *Transport Policy* 13 (5): 426–433 <http://dx.doi.org/10.1016/j.tranpol.2006.03.003>
- [12] Lund H., W. Kempton (2008) Integration of renewable energy into the transport and electricity sectors through V2G, *Energy Policy*, 36 (9) : 3578–3587 <http://dx.doi.org/10.1016/j.enpol.2008.06.007>
- [13] PSI (2012) *Energie Spiegel*
- [14] Soares M.C.B. Borba, A. Szklo, R. Schaeffer (2012) Plug-in hybrid electric vehicles as a way to maximize the integration of variable renewable energy in power systems: The case of wind generation in northeastern Brazil, *Energy* 37 (1): 469-481 <http://dx.doi.org/10.1016/j.energy.2011.11.008>
- [15] Srivastava A. K., B. Annabathina, S. Kamalasadana (2010) The Challenges and Policy Options for Integrating Plug-in Hybrid Electric Vehicle into the Electric Grid, *The Electricity Journal*, 23 (3): 83-91 <http://dx.doi.org/10.1016/j.tej.2010.03.004>
- [16] THELMA – Technology-centered Electric Mobility Assessment <http://www.thelma-emobility.net/>
- [17] van Vliet O., A. S. Brouwer, T. Kuramochi, M. van den Broek, A. Faaij (2012) Energy use, cost and CO₂ emissions of electric cars, *Journal of Power Sources*, 196 (4): 2298-2310. <http://dx.doi.org/10.1016/j.jpowsour.2010.09.119>